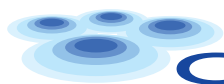


Cell-Based Tyrosine Kinase Assay Panel



CARNABIOSCIENCES collaboration with



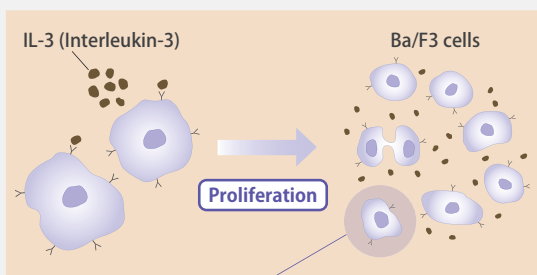
Largest Commercially Available Panel of Tyrosine Kinase Cell-Based Assays

Why ACD?



- Comparative cell-based analysis
- To discover direct inhibitory activity to targeted kinases
- Ready-to-run **69** Tyrosine Kinase (TK) Panel
- Time & cost saving solution for your in-house cellular assays

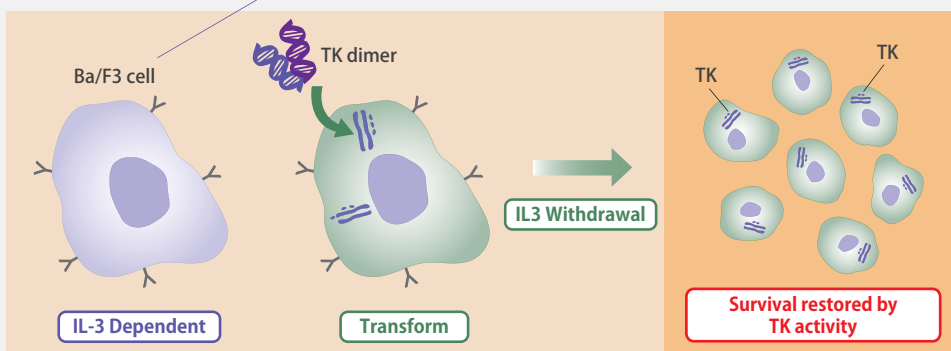
Principle & Method of ACD Cell-Based Assays



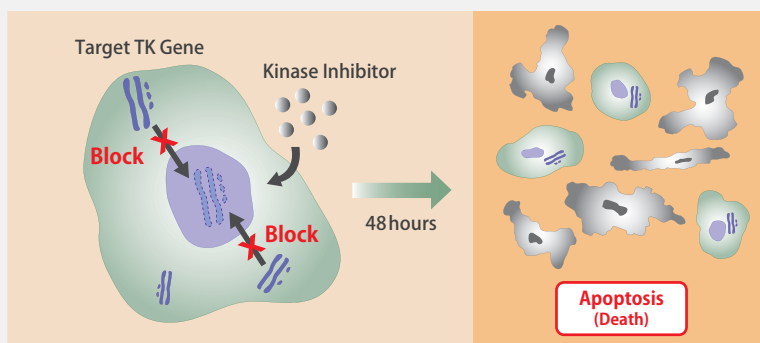
The assay principle builds upon the work of Daley & Baltimore (1988)*.

In this system, IL3-dependent Ba/F3 cells are modified to express an activated recombinant kinase. Following removal of IL3, the modified cells are dependent on the activity of the recombinant kinase for survival and proliferation.

* Daley and Baltimore; Proc. Natl. Acad. Sci. USA. 1988; 85(23):9312-6



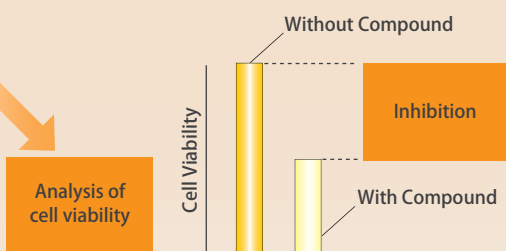
Ba/F3 cells are transformed by inducing target kinase dimerization via viral vectors. Activity of the transformed kinase overrides IL3 dependency for cellular proliferation and survival - modified cells no longer require IL3 for growth.



If the kinase inhibitor (compound) specifically blocks the activity of the recombinant kinase, the modified cells undergo programmed cell death (apoptosis).

About ACD

Advanced Cellular Dynamics (San Diego, CA USA) is a leading provider of cell-based assay panel technologies and services to the life-sciences community. ACD develops and deploys families of cell-based screening assays, encompassing broad representations of important target gene families. Their assays are designed to simplify high-throughput screening and profiling of chemical entities in a physiologically relevant cellular environment.



Each assay is engineered to be dependent upon maintenance of the introduced kinase activity for survival. Inhibition of this activity results in a directly proportional decrease in cell viability.

Visit our website for more information:
www.carnabio.com

カルナバイオサイエンス株式会社

〒650-0047 神戸市中央区港島南町1-5-5 BMA3F

TEL: 078-302-7091 (営業部直通) / FAX: 078-302-7086

E-mail: info@carnabio.com


ACD's Cell-Based Tyrosine Kinase Assay Panel

Don't miss important biology using traditional assays.

1

EGFR and Lung Cancer

Gefitinib (Iressa™) was the first EGFR tyrosine kinase inhibitor for the treatment of Non-Small Cell Lung Cancer (NSCLC).

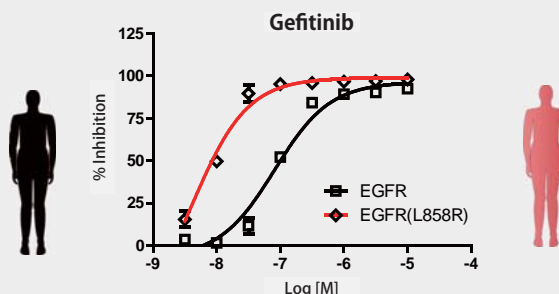


➤ Only 10% of the treated population responded.

2

Mutant EGF Receptors

Responding NSCLC patients possess a mutant EGFR.

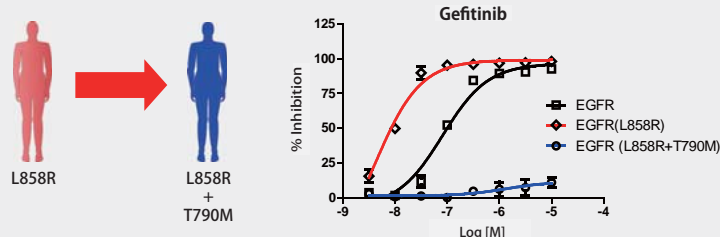


- Two "classical" mutations
L858R and **Δ746-750**
- Mutant receptors are much more responsive to Gefitinib.

3

Gefitinib Resistance

Responsive patients become resistant over time.



- Resistance due to secondary "gatekeeper" mutation (T790M).
- Double mutant receptors (L858R + T790M) are much less responsive to Gefitinib.

4

Why Use Cell-based Assays?

Kinase biology can be complex.

Biochemical Assay*

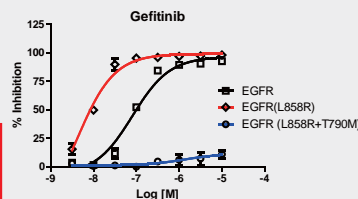
Kinase	$K_{0.5}$ nM		$K_{0.5}/K_{0.5(T790M)}$ x 10 ⁻³	
	Gefitinib	AEE788	Gefitinib	AEE788
WT	35.3 ± 0.4	5.3 ± 0.3	6.8	1
T790M	4.6 ± 0.1	27.6 ± 0.7	0.78	4.7
L858R	2.4 ± 0.1	1.1 ± 0.1	0.016	0.0074
L858R/T790M	10.9 ± 0.6	18.6 ± 0.5	1.3	2.2

The ratio $K_{0.5}/K_{0.5(T790M)}$ provides a relative estimate of inhibitor potency.

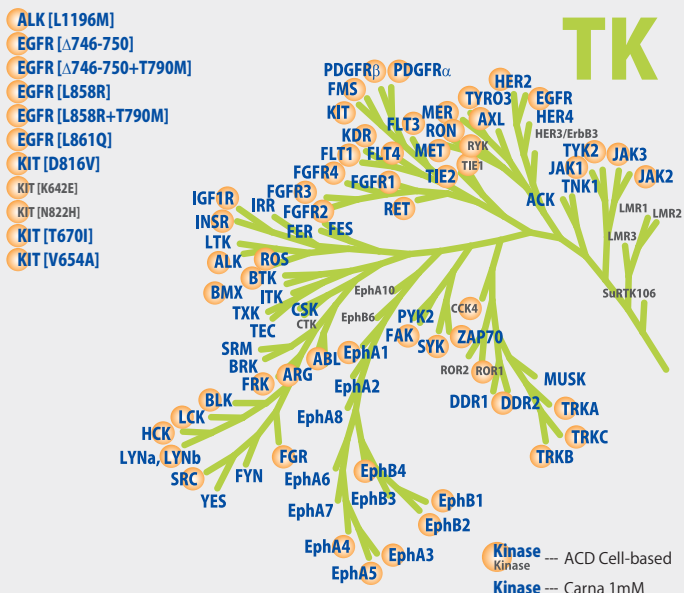
Notice that L858R/T790M affinity for Gefitinib is reduced < 5-fold relative to L858R. In tumors, the response differs by > 100-fold!

* Adapted from Yun et al. (2008). Proc. Natl. Acad. Sci. 105: 2070

ACD Cell-Based Assay



- Tumors bearing L858R/T790M respond poorly to Gefitinib. These differences can be missed when evaluation is performed using traditional biochemical assays, but are captured using ACD cell-based assays.



ACD Cell-Based TK Assays Available for Screening Services

69 Total Kinases - Broad Coverage of the Tyrosine Kinome!

ABL (BCR-ABL)	EphA3	HCK	PDGFRα
ALK	EphA4	HER2(ERBB2)	PDGFRβ
ALK [L1196M]	EphA5	IGF1R	RET
ARG (ABL2)	EphB1	INSR	RON (MST1R)
AXL	EphB2	JAK1	ROR1
BLK	EphB4	JAK2	ROS (ROS1)
BMX	FAK	JAK3	RYK
BTK	FGFR1	KDR	SRC
CCK4 (PTK7)	FGFR2	KIT	SYK
DDR2	FGFR3	KIT [D816V] New!	TIE1
EGFR	FGFR4	KIT [K642E] New!	TIE2
EGFR [Δ746-750]	FGFR	KIT [N822H] New!	TRKA (NTRK1)
EGFR [Δ746-750+T790M]	FLT1	KIT [T670I] New!	TRKB (NTRK2)
EGFR [L858R]	FLT3	KIT [V654A] New!	TRKC (NTRK3)
EGFR [L858R+T790M]	FLT4	LCK	TYK2
EGFR [L861Q]	FMS (CSF1R)	LYN	TYRO3
	FRK	MER (MERTK)	ZAP70
		MET	

Updated : 2013/5/20