

Kinase Name: **EPHA4**

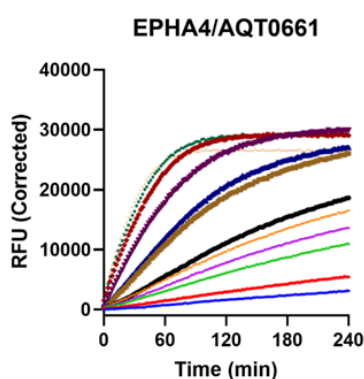
Catalog Number: **08-123**

PhosphoSens Substrate: **AQT0661**

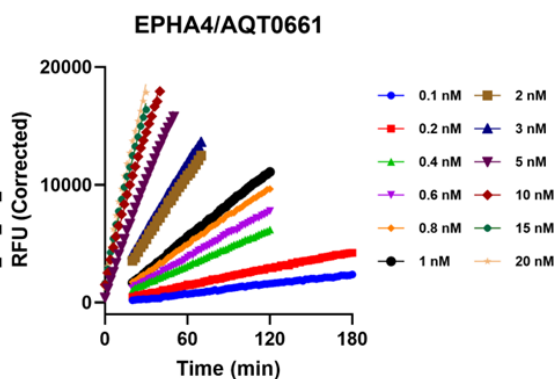
Substrate Concentration: **15  $\mu$ M AQT0661**

## Kinase Titration Progress Curves

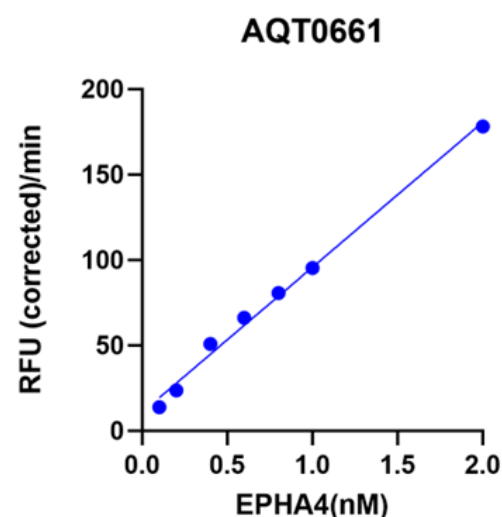
COMPLETE PROGRESS  
CURVES



LINEAR REGION OF  
CURVES



LINEAR RANGE PLOT



### Reaction Conditions

**1mM ATP**, 54mM HEPES, pH 7.5, 1.2mM DTT, 0.012% Brij-35, 1% Glycerol, 0.2mg/mL BSA, 0.55mM EGTA, 10mM  $MgCl_2$

## PhosphoSens® Technology

PhosphoSens® Technology  
Continuous (FI) Format



### Continuous, Real-Time Monitoring

Captures the entire kinetic profile from start to finish. This approach yields the actual reaction rate, with high accuracy, precision, and confidence

### Direct Measurement of Enzyme Activity

Measures enzyme activity at the substrate level, avoiding the complications of indirect assays that require additional steps.

### Physiologically Relevant Conditions

Use biologically relevant peptide substrate sequences in assays that are compatible with low to physiological [mM] concentrations of ATP.

### Single-Step, Homogenous Workflow

Achieve fast and reproducible results with a homogenous, single-step workflow without compromising data quality.

**AssayQuant Technologies Inc.**

A Powerful Approach for Understanding Kinase Function and Discovering the Most Effective Drugs

Website: [www.assayquant.com](http://www.assayquant.com) Email: [hello@assayquant.com](mailto:hello@assayquant.com)