

Kinase Name: CDC7/DBF4 (CDC7)

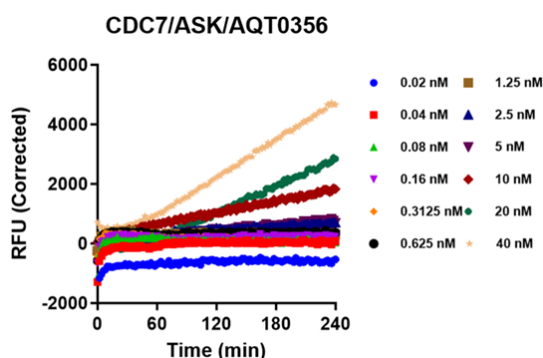
Catalog Number: 05-109

PhosphoSens Substrate: AQT0356

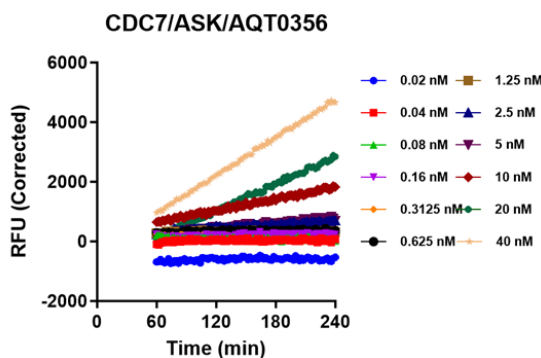
Substrate Concentration: 15 μ M AQT0356

Kinase Titration Progress Curves

COMPLETE PROGRESS
CURVES

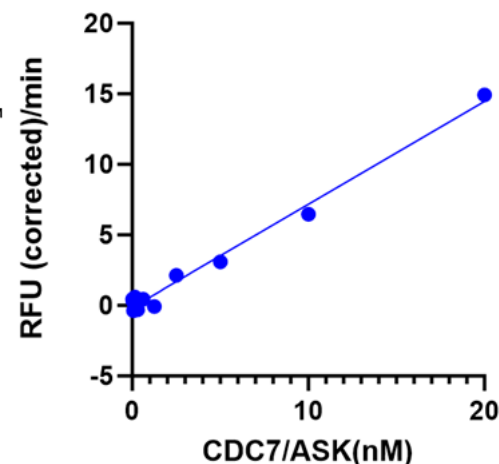


LINEAR REGION OF
CURVES



LINEAR RANGE PLOT

AQT0356



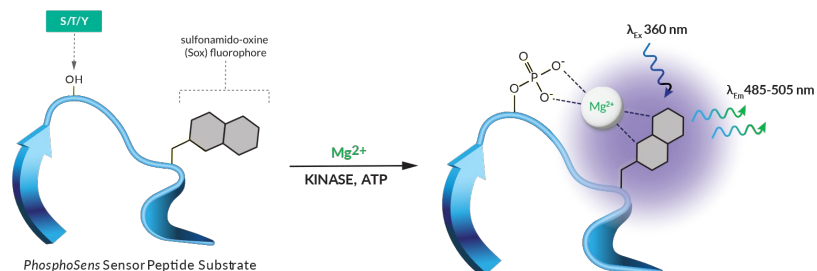
Reaction Conditions

1mM ATP, 54mM HEPES, pH 7.5, 1.2mM DTT, 0.012% Brij-35, 1% Glycerol, 0.2mg/mL BSA, 0.55mM EGTA, 10mM MgCl²

PhosphoSens[®] Technology

PhosphoSens[®] Technology

Continuous (FI) Format



Continuous, Real-Time Monitoring

Captures the entire kinetic profile from start to finish. This approach yields the actual reaction rate, with high accuracy, precision, and confidence

Direct Measurement of Enzyme Activity

Measures enzyme activity at the substrate level, avoiding the complications of indirect assays that require additional steps.

Physiologically Relevant Conditions

Use biologically relevant peptide substrate sequences in assays that are compatible with low to physiological [mM] concentrations of ATP.

Single-Step, Homogenous Workflow

Achieve fast and reproducible results with a homogenous, single-step workflow without compromising data quality.

AssayQuant Technologies Inc.

A Powerful Approach for Understanding Kinase Function and Discovering the Most Effective Drugs

Website: www.assayquant.com Email: hello@assayquant.com