

Kinase Name: **MAPK3 (ERK1)**

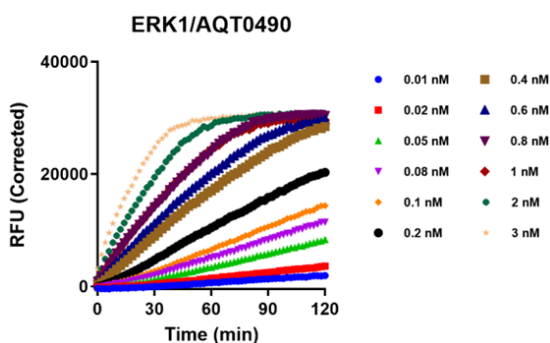
Catalog Number: **04-142**

PhosphoSens Substrate: **AQT0490**

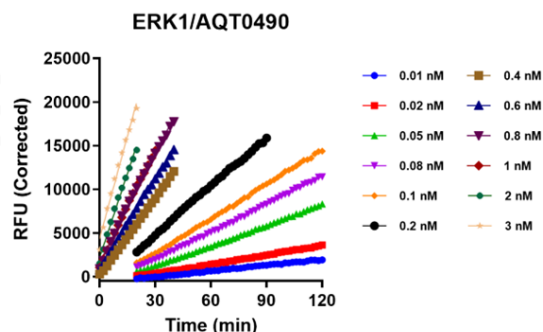
Substrate Concentration: **10  $\mu$ M AQT0490**

## Kinase Titration Progress Curves

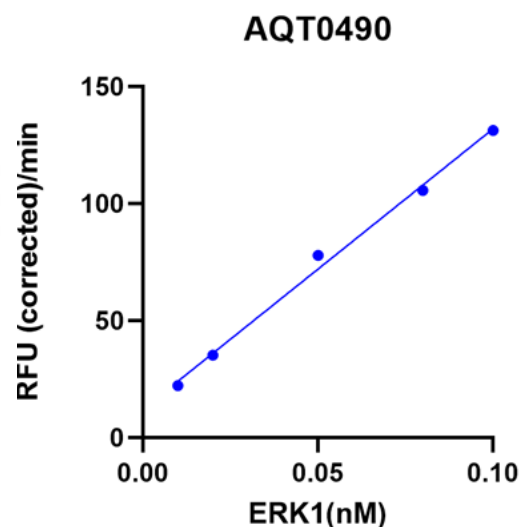
COMPLETE PROGRESS CURVES



LINEAR REGION OF CURVES



LINEAR RANGE PLOT



### Reaction Conditions

1mM ATP, 54mM HEPES, pH 7.5, 1.2mM DTT, 0.012% Brij-35, 1% Glycerol, 0.2mg/mL BSA, 0.55mM EGTA, 10mM MgCl<sub>2</sub>

## PhosphoSens<sup>®</sup> Technology

### PhosphoSens<sup>®</sup> Technology

#### Continuous (FI) Format



#### Continuous, Real-Time Monitoring

Captures the entire kinetic profile from start to finish. This approach yields the actual reaction rate, with high accuracy, precision, and confidence

#### Direct Measurement of Enzyme Activity

Measures enzyme activity at the substrate level, avoiding the complications of indirect assays that require additional steps.

#### Physiologically Relevant Conditions

Use biologically relevant peptide substrate sequences in assays that are compatible with low to physiological [mM] concentrations of ATP.

#### Single-Step, Homogenous Workflow

Achieve fast and reproducible results with a homogenous, single-step workflow without compromising data quality.

## AssayQuant Technologies Inc.

A Powerful Approach for Understanding Kinase Function and Discovering the Most Effective Drugs

Website: [www.assayquant.com](http://www.assayquant.com) Email: [hello@assayquant.com](mailto:hello@assayquant.com)