

Product Information

FLT3

 Product Number : **08-154**

Product description

Human FLT3, cytoplasmic domain [564-993(end) amino acids of accession number NP_004110.2] was expressed as N-terminal GST-fusion protein (77 kDa) using baculovirus expression system. GST-FLT3 was purified by using glutathione sepharose chromatography.

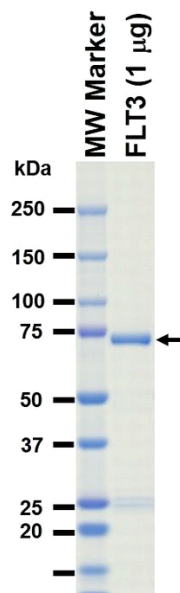
Storage buffer:

50 mM Tris-HCl, 150 mM NaCl, 0.05% Brij35,
 1 mM DTT, 10% glycerol, pH7.5

Storage and Handling:

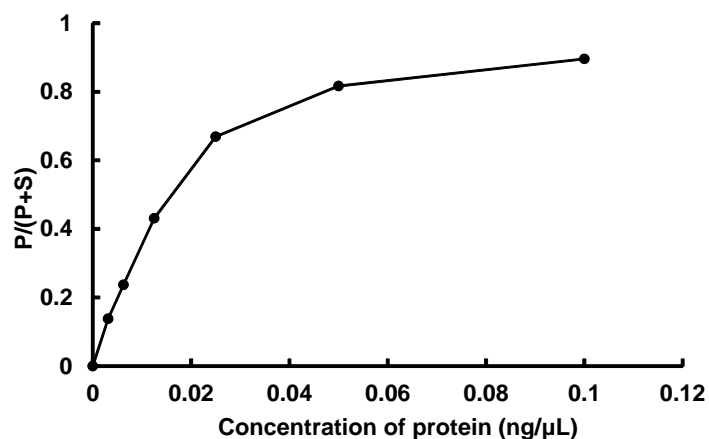
Store at -80C.
 Avoid repeating freeze-thaws.

SDS-PAGE



Purity: 76 %
 The purity was assessed by SDS-PAGE/CBB staining.

Activity data



The activity was measured by off-chip mobility shift assay(MSA). The enzyme was incubated with fluorescence-labeled substrate and Mg(or Mn)/ATP. The phosphorylated and unphosphorylated substrates were separated and detected by MSA device.

Substrate : Srctide

ATP : 100 µM

Product Information

FLT3

Product Number : **08-154**

Product description

Human FLT3, cytoplasmic domain [564-993(end) amino acids of accession number NP_004110.2] was expressed as N-terminal GST-fusion protein (77 kDa) using baculovirus expression system. GST-FLT3 was purified by using glutathione sepharose chromatography.

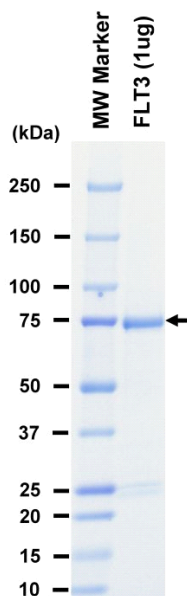
Storage buffer:

50 mM Tris-HCl, 150 mM NaCl, 0.05% Brij35,
 1 mM DTT, 10% glycerol, pH7.5

Storage and Handling:

Store at -80C.
 Avoid repeating freeze-thaws.

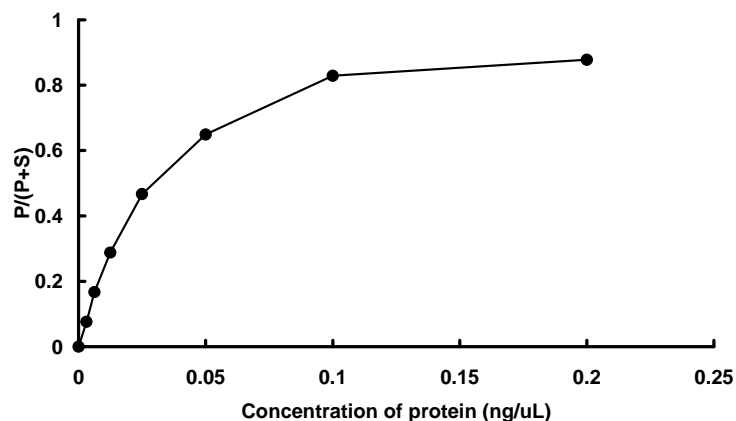
SDS-PAGE



Purity: 82 %

The purity was assessed by SDS-PAGE/CBB staining.

Activity data



The activity was measured by off-chip mobility shift assay(MSA). The enzyme was incubated with fluorescence-labeled substrate and Mg(or Mn)/ATP. The phosphorylated and unphosphorylated substrates were separated and detected by MSA device.

Substrate : Srcptide

ATP : 100 μ M